



# GCL-M6/72GDF


Bifacial Dual Glass  
Monocrystalline Module

350-375W


Cell Type



5BB



MBB



**375W**

Maximum Power  
Output

**19.0%**

Maximum Module  
Efficiency

**0~+5W**

Power Output  
Guarantee



Ideal choice for large scale  
ground installation



High conversion efficiency due  
to top quality wafers and  
advanced cell technology



Selected encapsulating  
material and stringent  
production process control  
ensure the product is highly  
PID resistant and snail trails  
free



Additional safety, Fire class A  
certified



Withstand up to 1500V  
system voltage effectively  
reduce BOS cost



Sand blowing test, salt mist  
test and ammonia test passed  
to endure harsh environments

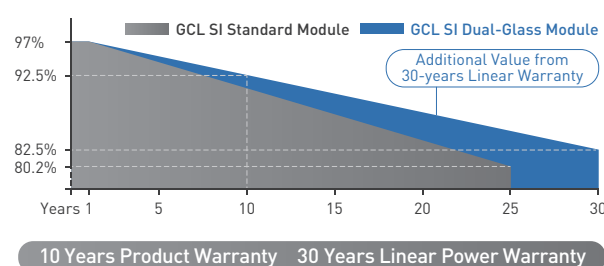
## Company Introduction

GCL System Integration Technology Co. Ltd (002506 Shenzhen Stock) (GCL System) is part of GOLDEN CONCORD Group (GCL) which is an international energy company specializing in clean and sustainable power production. The group, founded in 1990 now employs 30,000 people.

## GCL Delivers Reliable Performance Over Time

- World-class manufacturer of crystalline silicon photovoltaic modules
- Fully automatic facility and world-class technology
- Rigorous quality control to meet the highest standard: ISO9001:2008, ISO 14001: 2004 and OHSAS: 18001 2007
- Tested for harsh environments (salt mist, ammonia corrosion and sand blowing test: IEC 61701, IEC 62716, DIN EN 60068-2- 68)
- Long term reliability tests
- 2\*100% EL inspection ensuring defect-free modules

## Linear Performance Warranty



\* Please refer to GCL standard warranty for details

## Additional Insurance Backed by Swiss RE



\* Please refer to GCL for details

# GCL-M6/72GDF

## GCL-Mars Series Bifacial Dual Glass Monocrystalline Module

350-375W

### Electrical Specification (STC\*)

| Test Condition         |                      | Front | Rear  | Front | Rear  | Front | Rear  | Front | Rear  | Front | Rear  | Front | Rear  |
|------------------------|----------------------|-------|-------|-------|-------|-------|-------|-------|-------|-------|-------|-------|-------|
| Maximum Power          | P <sub>max</sub> (W) | 350   | 248   | 355   | 251   | 360   | 255   | 365   | 258   | 370   | 262   | 375   | 265   |
| Maximum Power Voltage  | V <sub>mp</sub> (V)  | 38.51 | 38.91 | 38.72 | 39.12 | 38.92 | 39.32 | 39.13 | 39.53 | 39.32 | 39.72 | 39.52 | 39.92 |
| Maximum Power Current  | I <sub>mp</sub> (A)  | 9.09  | 6.36  | 9.17  | 6.42  | 9.25  | 6.48  | 9.33  | 6.53  | 9.41  | 6.59  | 9.49  | 6.64  |
| Open Circuit Voltage   | V <sub>oc</sub> (V)  | 47.33 | 46.63 | 47.53 | 46.83 | 47.73 | 47.03 | 47.93 | 47.23 | 48.13 | 47.43 | 48.33 | 47.63 |
| Short Circuit Current  | I <sub>sc</sub> (A)  | 9.56  | 6.71  | 9.64  | 6.77  | 9.72  | 6.82  | 9.80  | 6.88  | 9.88  | 6.94  | 9.96  | 6.99  |
| Module Efficiency      | (%)                  | 17.8  | 12.6  | 18.0  | 12.7  | 18.3  | 12.9  | 18.5  | 13.1  | 18.8  | 13.3  | 19.0  | 13.5  |
| Power Output Tolerance | (W)                  | 0~+5  |       |       |       |       |       |       |       |       |       |       |       |

\* Irradiance 1000W/m<sup>2</sup>, Module Temperature 25°C, Air Mass 1.5

### Electrical Specification (NOCT\*)

| Test Condition        |                      | Front  | Rear   | Front  | Rear   | Front  | Rear   | Front  | Rear   | Front  | Rear   | Front  | Rear   |
|-----------------------|----------------------|--------|--------|--------|--------|--------|--------|--------|--------|--------|--------|--------|--------|
| Maximum Power         | P <sub>max</sub> (W) | 261.00 | 183.96 | 264.98 | 186.43 | 268.63 | 188.92 | 272.30 | 191.42 | 276.37 | 194.30 | 280.09 | 196.84 |
| Maximum Power Voltage | V <sub>mp</sub> (V)  | 36.00  | 36.00  | 36.20  | 36.20  | 36.40  | 36.40  | 36.60  | 36.60  | 36.80  | 36.80  | 37.00  | 37.00  |
| Maximum Power Current | I <sub>mp</sub> (A)  | 7.25   | 5.11   | 7.32   | 5.15   | 7.38   | 5.19   | 7.44   | 5.23   | 7.51   | 5.28   | 7.57   | 5.32   |
| Open Circuit Voltage  | V <sub>oc</sub> (V)  | 44.10  | 43.30  | 44.20  | 43.50  | 44.40  | 43.70  | 44.60  | 43.90  | 44.80  | 44.10  | 45.00  | 44.30  |
| Short Circuit Current | I <sub>sc</sub> (A)  | 7.73   | 5.43   | 7.79   | 5.47   | 7.86   | 5.51   | 7.92   | 5.56   | 7.99   | 5.61   | 8.05   | 5.65   |

\* Irradiance 800W/m<sup>2</sup>, Ambient Temperature 20°C, Wind Speed 1m/s

### Mechanical Data

|                                 |   |
|---------------------------------|---|
| Solar Cell Type                 | P-type bifacial 156.75×156.75mm (6 inches)        |
| Number of Cells                 | 72 Cells (6×12)                                   |
| Dimensions of Module L*W*H (mm) | 1974×998×25mm                                     |
| Weight (kg)                     | 28.8 Kg   |
| Front Side Glass                | High transparency solar glass 2.5mm (0.13 inches) |
| Back Side Glass                 | High transparency solar glass 2.5mm (0.13 inches) |
| Frame                           | Silver, anodized aluminium alloy                  |
| J-Box                           | IP68 Rated  |
| Cable                           | Portrait: 200/75mm ; Landscape: 1750/1750mm       |
| Wind/ Snow Load                 | 2400Pa/5400Pa*                                    |
| Connector                       | MC4 Compatible                                    |

\* For more details please check the installation manual of GCLSI

### Temperature Ratings

|   |           |
|---|-----------|
| Nominal Operating Cell Temperature (NOCT)   | 44±2°C    |
| Temperature Coefficient of I <sub>sc</sub>  | +0.06%/°C |
| Temperature Coefficient of V <sub>oc</sub>  | -0.30%/°C |
| Temperature Coefficient of P <sub>max</sub> | -0.39%/°C |

### Packaging Configuration

|                          |            |
|--------------------------|------------|
| Module per box           | 30 pieces  |
| Module per 40' container | 660 pieces |

### Maximum Ratings

|                         |           |
|-------------------------|-----------|
| Operational Temperature | -40~+85°C |
| Maximum System Voltage  | 1500V DC  |
| Max Series Fuse Rating  | 18A       |

### Optional

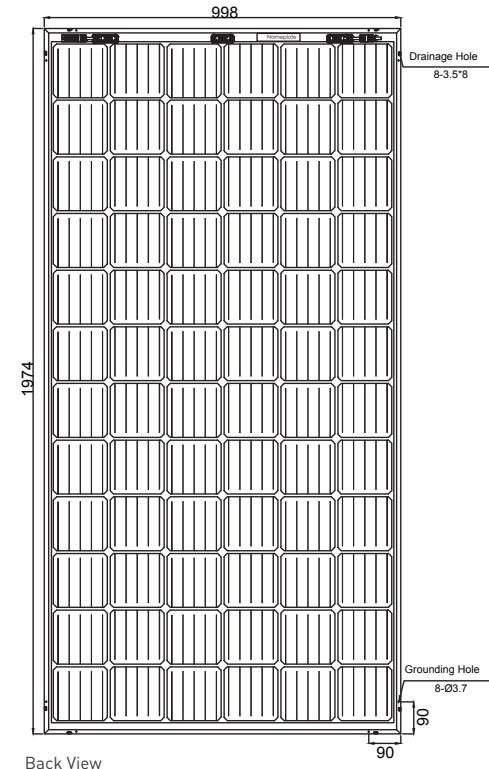
Connector: ☐ Original MC4



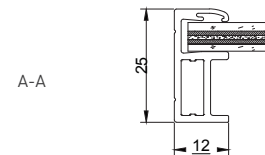
Contact Us for More Information

website: [en.gclsi.com](http://en.gclsi.com) email: [gclsisales@gclsi.com](mailto:gclsisales@gclsi.com)

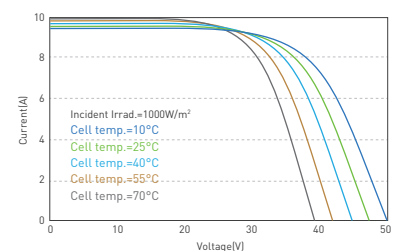
### Module Dimension



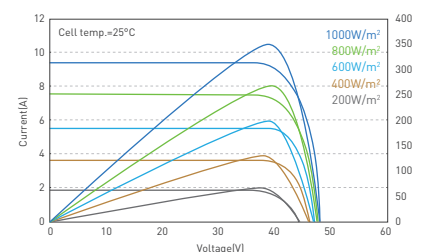
Back View



### U-I Curve at Different Temperature (350W)



### U-I/P-U Curve at Different Irradiation (350W)



CAUTION: READ INSTALLATION MANUAL BEFORE USING THE PRODUCT